

REPORT OF FDP ON “Digital Pedagogy: A Way Forward” 18th-24th July 2022

Session 1

“The Concordance of Higher Education Institution with National Education Policy”

Dr Gladson Jose on 18th July 2022

Moderator: Dr Kavita

The session started with welcome note of Dr Kavita followed by the words of wisdom of Dr Nidhi Kalra. Dr Gladson began the session starting from the ancient system of education in India to its evolution. He discussed about the reforms done by CBSE and UGC in the field of education in India.

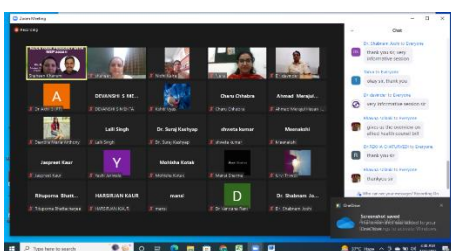
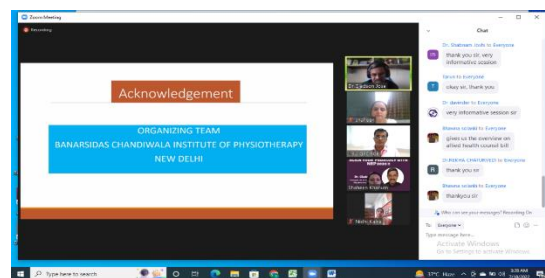
He discussed about the formulation of National Education Policy, and its principles which state about recognizing, Identifying, and Strengthening the unique capabilities of each student, Flexibility, No hard separation in streams, Multilingualism, Regular Assessment, Autonomy, Good Governance and Empowerment.

Dr. Jose also discussed about five pillars of NEP i.e, Affordability, Accessibility, Quality, Equity and Accountability – to ensure continual learning. He also talked about the thrust of NEP 2020 which is providing quality education and creating lifelong learning opportunities for all, leading to full and productive employment and decent work as enlisted in United Nations Sustainable Development Goals 2030.

Dr Jose elaborated the application of NEP in HEI in Healthcare Education Institutions. He discussed the need to be re-envisioned so that the duration, structure, and design of the educational programs need to match the role requirements that graduates will play.

He emphasized that since people exercise pluralistic choices in healthcare, our healthcare education system must be integrative meaning thereby that all students of allopathic medical education must have a basic understanding AYUSH, and vice versa. There should also be a much greater emphasis on preventive healthcare and community medicine in all forms of healthcare education.

Sir finally ended the session with talking of reforms of NEP and took queries of the participants. It was a very informative and elaborative session and it was very well taken by all the participants.



Session 2

“Technology Assisted Tools for Learners Engagement”

Dr Narsimman on 19th July 2022
Moderator: Dr Neha Kashyap

Following the introduction of our day 2 speaker, Dr. Narsimman Swaminathan (PT), Faculty and Vice-Principal, Sri Ramachandran Institute of Higher Education and Research, Chennai by Dr Neha, the session commenced with all pre requisites in place.

Sir, started the session by discussing about synchronous and asynchronous ways of teaching. Synchronous ways are face to face method where teacher and students can interact e.g. video conference, live chat etc. whereas asynchronous ways are where students can watch the pre-recorded sessions e.g. Podcast, Video lectures.

He demonstrated few digital platforms where teachers can engage students efficiently, like gosoapbox, padlet and kahoot. Sir guided the delegates step by step on how to work on these digital tools. He spoke about how a teacher can make class more engaging. He spoke about different types of quiz and discussion forums that can be organised or scheduled on these applications.

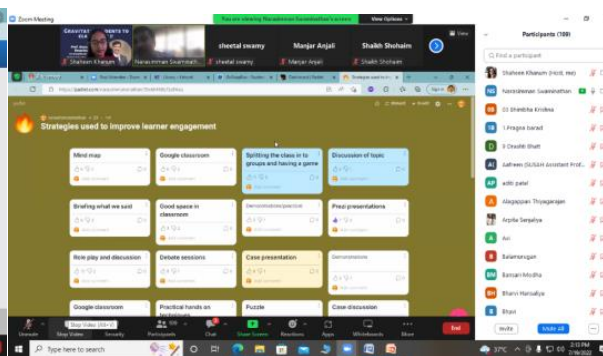
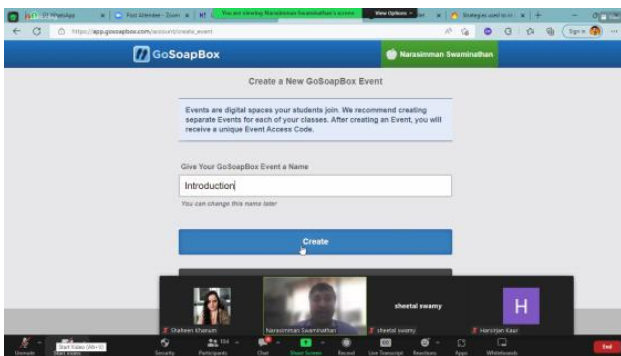
The session was very interactive and was taken well by all the delegates.

Synchronous and Asynchronous

- | | |
|------------------------------------------------------------------------------------------------------------------------------------------------------------------------|-----------------------------------------------------------------------------------------------------------------------------------------------------------------------------------|
| Facilitator present at the same time as the learner <ul style="list-style-type: none">• Webinars• Video conferencing• Live chat | Learning materials are posted online, and learners work through them in their own time <ul style="list-style-type: none">• Video lectures• Podcasts |
|------------------------------------------------------------------------------------------------------------------------------------------------------------------------|-----------------------------------------------------------------------------------------------------------------------------------------------------------------------------------|



Synchronous online teaching



Session 3
“Advance Tools Training in MS Office”
Mr Prashant Kumar on 20th July 2022
Moderator: Dr Davinder Kr Gaur

Following the introduction of our day 3 speaker Mr Prashant Kumar, Assistant Professor at Banarsidas Chandiwala Institute of Professional Studies by Dr Davinder, the session commenced with all pre requisites in place.

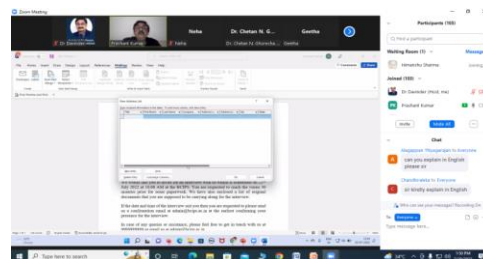
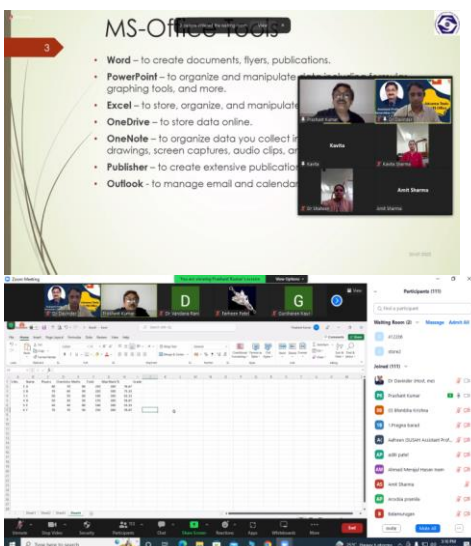
He began with MS office components. First component taken was MS word usually a common work platform for many teachers. Apart from taking basic parts of MS word like making table, inserting pictures or editing the text he explained an important feature of MS word ie. mail merge. He explained the way through which mail can be send to several people from a single file. He explained Creating index feature of MS word. Sir explained about how giving separate headings and subheadings in word file having page number already mentioned can automatically take the page number in the content table and will create an index of headings and sub-headings without looking to each and every page. Review option in word was thoroughly explained by him with use of grammar, thesaurus, and track changes compare changes; restrict editing with password and many other features.

Followed by this sir explained about the MS PowerPoint. With the help of slide master he explained about how to insert logo and make our own custom slide. Slide transition feature with use of animation of different types was also explained by him. Several animations in one text of PPT were embedded and he explained about how to make slide better by it. Other common functions of MS PowerPoint were discussed in detail like how to make graph and charts along with inserting images and videos in PPT.

After this sir started with the most awaited component that is MS excel. Beginning with common functions in excel like making charts and linking charts with PPT sheets during data transposing, sir explained that how change in content in excel will change the values in PPT as well. Adding several numbers in different sheets was also explained by him, and several short cuts were explained for use of functions like, =sumif, countifs, simpleif, nestedif, =left, =trim, =mid, =transpose, =power, =upper, =lower, =sqrt, =round, =lcm, and several many other mathematical and statistical functions were explained. Data validation in excel by using, stop function, warning function were also discussed by sir.

MS outlook being used mostly by the MNC professionals was explained by sir with having 3 types of functions, IMAP, POP and SMTP functions. E-mail clients were explained with use of browsing which requires configuration of system in the organization was also explained.

Finally doubts were well addressed by Mr Prashant. The session enlightened the audience with detail knowledge of MS office.



Session 4
“Teaching Learning Tools and E –Content Generation”
Mr. Roshan Kumar on 21st July 2022
Moderator: Dr Avi Choudhary

Following the introduction of our day 4 speaker Mr Roshan Kumar, founder of Scrollwell by Dr Avi, the session commenced.

Mr. Kumar started the session by briefing the contents of the session.

Sir started with discussion on two platforms for preparing power point presentations: Microsoft and Google Slides

After explaining the differentiating features between the two, he started by explaining an add on feature: **Peer Desk** to keep the Students engaged throughout the Class. It is an online tool to create question on Google slide to keep the students engaged in class.

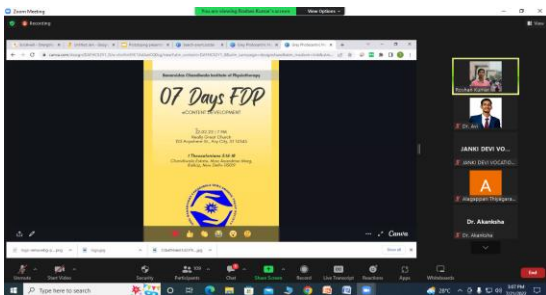
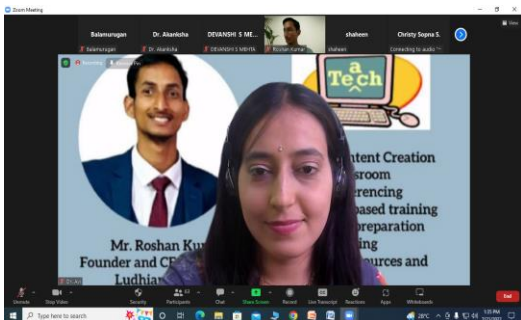
Then, he presented the lesson after incorporating all the features. Participants attended the lesson as learners or students and answered all the question of the Sample Google Slide.

Next, Report Writing or Certificate Designing were discussed. In this, Sir explained how can we design the certificate and distribute it in one go, saving the time and effort. He used Microsoft Word to design the certificate and then Certificate Distributing process was shown with the help of Google Sheets. He added how to place signature properly on the Certificate. The add On that was used for the Certificate distribution was **Autocrat**.

In next part, **Canva** – a Designing app were also discussed.

First, Promotional E – Poster was created. Sir showed all the steps for making an E –Poster on Canva. He highlighted that how can we remove background from copied text. In the end, Sir explained that how can we create video on Canva.

Session ended with answering the queries of participants followed by vote of thanks.



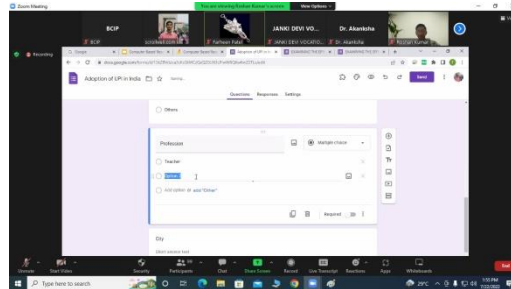
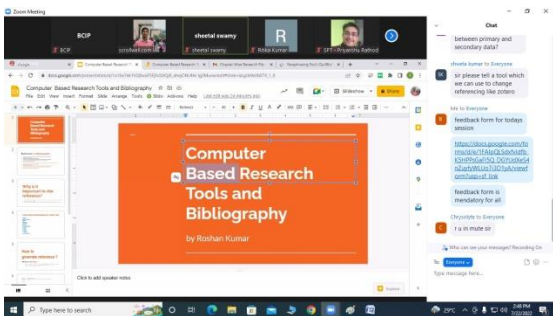
Session 5
“Computer Based Research Training and Bibliography”
Mr. Roshan Kumar on 22nd July 2022
Moderator: Dr Asif

Mr. Kumar started the session by asking a few questions on research and requirement of various tools in research. He briefed about primary and secondary data, Likert scale, conceptual framework.

He discussed about various tools for bibliography and references management. He discussed about the importance of reference and talked about mendely.com. He showed it using google forms and discussed the features from Google search how MCQ can be used in few clicks and How the forms can directly be send to the databases through their emails. He demonstrated various options about the questions, response and setting of google forms. He also taught ways on how to make colourful google forms using pictures which are exciting to use and also he demonstrated ways in which forms is not as lengthy as before

He showed us how to use reference generator using the app Scribb and Alos the usage of the app Turitin for plagiarism and also Google usage how to use plagiarism-remover App to make smart work. He also discussed about Grammarly App for grammatical corrections. He showed how to use templates from slide-go, free pic to use templates and icon to make presentations interesting

This was a very insightful and elaborative session. All these tools were discussed in much detail by the resource person.



Session 6
“Professional and Social Networking”
Dr. Priyanshu Rathod on 23rd July 2022
Moderator: Dr Sonam

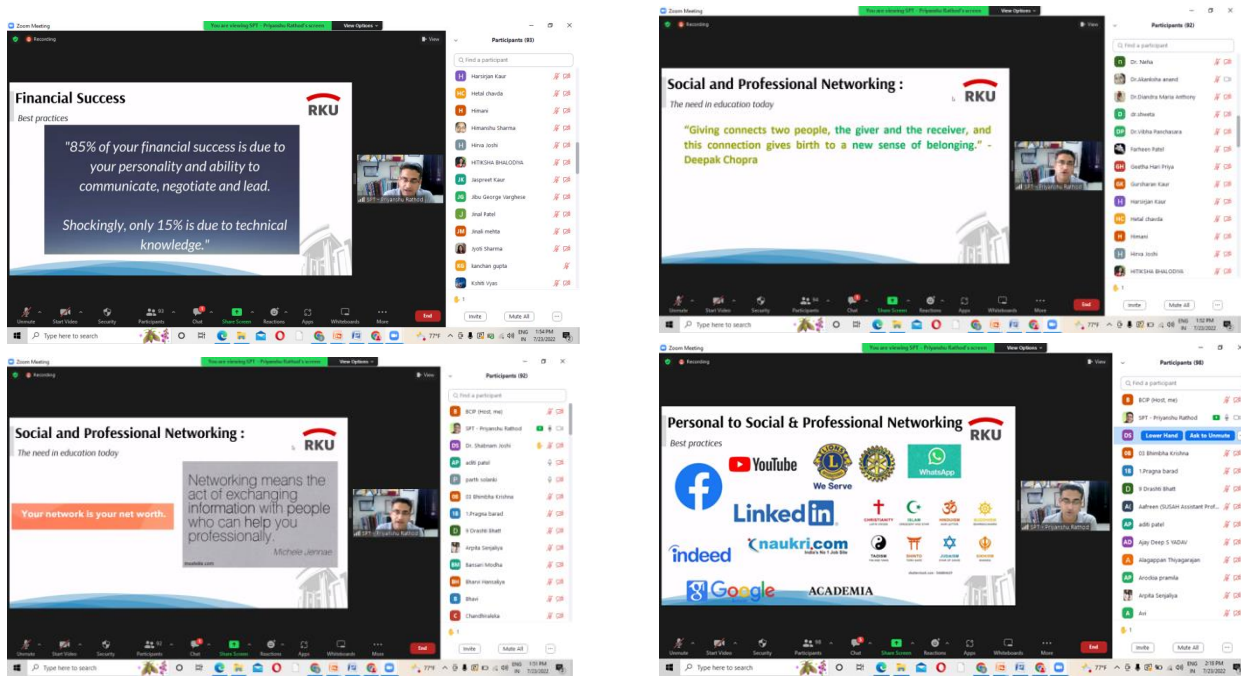
Following the introduction of our day 6 speaker Prof (Dr.) Priyanshu Rathod , PT, Phd Director, School of Physiotherapy , R K University , Gujarat by Dr Sonam, the session commenced with a few motivating words by the speaker.

The session included varied topics in the domain of social media and networking which gave insight to participants of various applications they can use to upgrade their networking skills.

There are various social networking platforms through which we can make personal branding for our self to develop an online presence. This session focussed on academic sites like academia.edu, Vidwan, Linkedin and Research Gate. He explained the application of these sites.

Sir elaborated on exploring global opportunities through collaboration with WHO, UNICEF, YHA India, Airbnb which can help in enhancing careers.

The session was helpful to the participants to build their academic profile, increased their personal branding, extended network connectivity and many more.



Session 7
“MOOC: Utility in Online and Blended Learning”
Dr. Gaurang Baxi on 24th July 2022
Moderator: Dr Shaheen

Following the introduction of our day 7 speaker Dr. Gaurang Baxi (PT), Faculty and Vice-Principal, D Y Patil Vidyapeeth, Pune by Dr Shaheen the session commenced with great enthusiasm.

Sir started the session by discussing about the objectives of the session. He described the meaning of e-learning. He also discussed about synchronous and asynchronous ways of teaching. Synchronous ways are face to face method where teacher and students can interact e.g. video conference, live chat etc. whereas asynchronous ways are where students can watch the pre-recorded sessions e.g. Podcast, Video lectures. Then there are mixed types which is also called blended learning where there are recorded lectures a real time discussion.

Sir discussed few digital platforms where teachers can engage students efficiently, like Kahoot, Khan Academy, Swayam Courses and Edmodo. Sir guided the delegates step by step on how to work on these digital tools. He spoke about how a teacher can make class more engaging. He spoke about different types of quiz and discussions that can be organised or scheduled on these applications. He also showed how in his university the use online methodology.

Dr Gaurang discussed the advantages of MOOC like easy accessibility, not time bound, greater connectivity, self-paced learning, flexible methodology and good for slow learners. He then discussed the challenges of MOOC like technology availability, faculty training and awareness.

The session was attended by faculty, PG students and Research scholars from different parts of the country. The session was interactive and was taken well by all the delegates.

